













Phonics







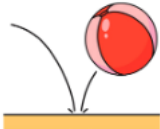





Phases

2-5



Phase 2

s		Pretend your hand is a snake moving in a s shape whilst saying /s/.
a		Hold your hands and pretend to shoot an arrow whilst saying /a/.
t		Imagine you are twisting the tap on (use only one hand) whilst saying /t/.
p		Use two fingers as though they are a paintbrush whilst saying /p/.
i		Make the curved shape of an igloo with your hands whilst saying /i/.
n		Hold one hand as a nail and hammer it with the other hand whilst saying /n/.
m		Hold your hands under your armpits like a monkey whilst saying /m/.
d		Using both hands, dig like a dog whilst saying /d/.
g		Pretend your arm is a gate opening whilst saying /g/.
o		Using one hand as a plate, squeeze an orange with the other whilst saying /o/.
c		Swipe your hand, like a cat quickly clawing at something whilst saying /c/.

k		Imagine you are turning a key in the lock. whilst saying /k/.
ck		Move your arm like the hand of a clock ticking whilst saying /c/.
e		Wave your arm like an elephant's trunk whilst saying /e/.
u		Imagine you are putting up an umbrella whilst saying /u/.
r		Pinch and stretch your nose to make a long rat's nose whilst saying /r/.
h		Imagine you are putting on a hat whilst saying /h/.
b		With one hand bounce a ball , this is a short, sharp movement whilst saying /b/.
f		Move your hand like a fish swimming whilst saying /f/.
ff		Puff out like you are blowing out a candle whilst saying /ff/.
l		Hold one hand in front of your mouth and pretend to lick a lollipop whilst saying /l/.
ll		Flick your wrist like you are ringing a bell whilst saying /l/.
ss		Move your fingers upwards like grass growing whilst saying /s/.

Common exception words

These are words that don't follow the phonetic rules the children have learnt so far.

the

to





I














no




go

into

Phase 3

j		Wiggle your body in a jelly motion whilst saying /j/.
v		Pretend to play a violin whilst saying /v/.
w		Move one finger like a worm whilst saying /w/.
x		Pretend to lift weights over your head during exercise whilst saying /x/.
y		Put your hands on either side of your mouth as if you are going to yell and say /y/.
z		Pretend to do up the zip on your coat whilst saying /z/.
qu		Pretend to put on your crown like a queen whilst saying /qu/.
z/z		Imagine your finger is following a fly that is buzzing around the room whilst saying /z/.
ch		Hold one hand flat and with the other pretend to chop whilst saying /ch/.
sh		Hold your finger to your mouth and make a ' sh ' sound.
th		This and That - Point down and move your finger between two imaginary items whilst saying /th/.
th		Thank - Move your hand away from your chin in an out and down motion (BSL for thank you) whilst saying /th/.

ng		Pretend to put a ring on your finger whilst saying /ng/.
ai		Move your fingers in a downward motion like rain whilst saying /ai/.
ee		Point to your feet whilst saying /ee/.
igh		Lift your hand above your head and flick it open, like a light turning on whilst saying /igh/.
oa		Pretend to be putting on a coat whilst saying /oa/.
oo		Make a crescent shape with your hand, like a moon whilst saying /oo/.
oo		Pretend to open a book whilst saying /oo/.
ar		Pretend to steer the wheel in the car whilst saying /ar/.
or		Swish a sword around in the air whilst saying /or/.
ur		Curl your finger around in the air whilst saying /ur/.
ow		Make big eyes like an owl whilst saying /ow/.
oi		Pretend to put coins into a piggy bank whilst saying /oi/.
ear		Hold your hand up to you ear whilst saying /ear/.

air		Form circles with your arm and move them up into the air whilst saying /air/.
ure		Imagine you are giving yourself a spoonful of medicine to cure your illness whilst saying /ure/.
er		Pretend to climb a ladder whilst saying /er/.

Common exception words

These are words that don't follow the phonetic rules the children have learnt so far.

you

they

all

are

my

her

he

she

we

me

be

was

Phase 4

In Phase 4, no new digraphs are introduced. The main aim of this phase is to consolidate the children's knowledge and help them learn to read and spell words which have adjacent consonants, such as trap, string and milk

Common exception words

These are words that don't follow the phonetic rules the children have learnt so far.

said

have

like

so

do

some

come

were

there

little

one

when

out

what






Phase 5

Alternative graphemes for those phonemes already learned in previous phases.

ay	As 'ai' usually appearing at the end of a word, but occasionally in the middle.	day, stay, tray crayon
ou	As 'ow' usually appearing in the middle or start of a word.	out shout, round, sound
ie	Makes the long letter names sound for i.	pie, tie, lie
ea	As 'ee' but can also make 'e' so children often need to try each one to decide what a word could say.	Each, beach, meat, Head, thread
oy	As 'oi' but usually appears at the end of the word.	boy, joy, toy
ir	Alternative to 'er' and 'ur'.	girl, firm, whirl
ue	Makes the long letter name for u or can make 'oo'.	blue, true, due
aw	Similar to 'or' but with the 'r' less pronounced.	Saw, paw, law
wh	As 'w' appearing at the start of a word (particularly question words but not exclusively).	when, what, why, where, white
ph	As 'f' but much less common.	phone, photo, Philip
ew	As 'oo' or 'ue'.	Few, crew, blue
oe	Makes the long letter name sound for o.	toe, doe, oboe
au	As 'aw' (similar to 'or' but with the 'r' less pronounced) usually appearing in the middle of a word.	sauce, haunt, applaud
ey	As 'ee' but usually appearing at the end of the word.	key, monkey, turkey, donkey

Split vowel digraphs

Children are reminded that the 'e' at the end of the word is there to do a job (change the sound) and that it does not need to be sounded out.

	Split vowel digraph. Changes the short 'a' vowel sound to the letter name sound.	make, cake, late, date
	Split vowel digraph. Changes the short 'e' vowel sound to the letter name sound.	theme, even, these
	Split vowel digraph. Changes the short 'i' vowel sound to the letter name sound.	like, hide, time
	Split vowel digraph. Changes the short 'o' vowel sound to the letter name sound.	home, code, wrote
	Split vowel digraph. Changes the short 'u' vowel sound to the letter name sound or 'oo'.	mule, yule, rule, rude

Common exception words

These are words that don't follow the phonetic rules the children have learnt so far.

(Note that some of the words that were tricky in earlier phases become fully decodable in this phase)

oh	their	people
Mr	Mrs	looked
called	asked	could